

Martin Luther King Jr. Day – January 17, 2011

(content and Friendship Light Catcher taken from [Celebrate America!](#))

Dr. Martin Luther King Jr. taught equality through peaceful marches and powerful speeches, teaching that even if we look different from one another, we should all have the same rights. We honor his brave work for peace and equal rights every year on the third Monday in January.



Friendship Light Catcher

Make this light catcher with a friend. Then hang it in a window to let sunlight sparkle through your friendship shapes!

What You'll Need:

- Markers and crayons
- Paper
- Salad oil
- Cotton balls
- Scissors and tape

What to Do:

- With a marker, trace your friend's hand on a piece of paper.
- Place your hand on the paper so that it overlaps your friend's hand. Let your friend trace your hand.
- Working together, color in the shapes made where the lines cross, pressing hard with crayons. Leave some areas uncolored.
- Dab the cotton ball with oil and rub the design.
- Cut out the design and tape it to a window.



Body Part Boogie

(Taken from [Great Games for Young Children.](#))

How to Play

All you'll need is a cassette or CD player and music in various styles. Ask children to stand in a circle or have them scatter throughout the room. Tell them they must stand completely still. Play a piece of music and designate just one body part for children to move to it (an arm, a head, a foot, a leg, fingers). When you stop the music, they must freeze again. Use different styles of music to inspire different kinds of movement.

Another Way to Play

For a challenge, assign different pieces of music to different body parts. In other words, when children hear the classical piece, ask them to move one arm. When they hear the rock-and-roll piece, they should move a leg, and so on.

Spin a Spoon

(Taken from [Curriculum for Twos, Terrific Tools](#))

Materials and Preparations:

- Wooden spoon
- Box of familiar tools to use inside (art tools, cooking tools, eating tools, body care tools, etc.)

Learning Experiences:


- Help children sit in a circle. Place a wooden spoon in the middle. Spin the spoon and sing the song below. Help everyone decide who the rounded end is pointing at.

Round and Round
(tune: "Ten Little Indians")


Round and round the spoon is spinning.
Round and round the spoon is spinning.
Round and round the spoon is spinning.
Oh, where will it stop?

- The child the spoon points at may choose any tool from a box and demonstrate a way to use it. Other children can copy what the child with the tool is doing or show more ways to use the tool. Spin again and keep the fun going.

Books to Share



Martin Luther King, Jr. (My First Biography) by Marion Dane Bauer



Celebrate Martin Luther King, Jr. Day with Mrs. Park's Class by Alma Flor Ada & F. Isabel Campoy




Winter Friends by Carl R. Sams & Jean Stoick



Winter Trees by Carole Gerber



New Clothes for New Year's Day by Hyun-joo Bae



Good Dog, Carl by Alexandra Day