





## National Asian/Pacific American Heritage Month

Asian/Pacific American Heritage Month was created to honor the achievements of people from Asia and the Pacific Islands and to recognize their contributions to the United States. Below are some notable history-makers.

- Yo-Yo Ma began studying the cello at the age of four and performed at Carnegie Hall in New York at the age of nine.
- Jerry Yang, a native of Taiwan, came to America at the age of 10, knowing only one English word – *shoe*. As a graduate student at Stanford, Jerry Yang and his classmate David Filo created the Yahoo! Internet directory to help their friends track down cool Web sites.
- Liliuokalani was the last reigning queen of the Hawaiian Islands. She also wrote many songs, including the popular “Aloha Oe” (“Farewell to Thee”).



Since 1919, National Children's Book Week has been an annual tradition dedicated to spreading the joy of reading.



Introduce children and parents to the pleasure of reading and the worlds that exist between the covers of great books.

Here are some ideas for bringing the celebration into your classroom.

- Create a book-making center. Provide sparkles, glue, construction paper, crayons, and other crafts children can use to create their own storybooks or bookmarks.
- Invite a guest reader into your classroom to share his or her favorite children's book.
- Encourage children to bring in their favorite books to share with the rest of the class.

Share this free bookmark from the Children's Book Council. Visit the official Children Book's Week Web site. [www.bookweekonline.com](http://www.bookweekonline.com)



## Memorial Day – May 25, 2009

Share some information about Memorial Day with children. Tell them that Memorial Day is a day to remember all the soldiers who have worked hard to keep our country safe. Invite children to talk about members of their families who may be in the Army, Navy, Marines, Air Force, or National Guard. Tell children that people celebrate Memorial Day in many different ways. Invite children to discuss their plans to attend parades, have picnics, watch fireworks displays, or other plans. Find out if there are community events for the holiday in which children's families could participate. If so, be sure to share this information.

### **Red, White, and Blue Dessert**


Prepare a box of red gelatin and a box of blue gelatin, each in a 9" x 13" pan. When the gelatin is set, cut it into small cubes with a blunt plastic knife. Invite children to place a spoonful of blue gelatin cubes in a clear plastic cup. Children can then place a scoop of whipped topping over the blue gelatin cubes and place a spoonful of red gelatin cubes on top of the whipped topping.



## Mother's Day Toe-Lips!

Toe-lips are terrific for Mother's Day. Trace each child's feet onto different colored sheets of construction paper and cut them out; they will be the flower petals. Cut leaves and a stem from green construction paper. Glue the feet, leaves, and stem to a paper plate to form a flower. Print the poem below on the feet flower.

I made this flower for you to keep;  
It's a toe-lip from my feet.  
One day when I'm on my own,  
It will remind you of how much I've grown.



## What Fruits Did the Hungry Caterpillar Eat?

### **Materials and Preparation:**

- *The Very Hungry Caterpillar* by Eric Carle
- Assorted fruits listed in the story (strawberries, plums, oranges, and watermelon)
- Chart paper and marker

### **Learning Experiences:**

- Read the story *The Very Hungry Caterpillar*. Ask children to name the fruits the caterpillar ate.
- List the names of the fruits on chart paper.
- What colors are the fruits that the caterpillar ate? Share that fruits have vitamins that have germ-chasing power in them, and different colors of fruits have different vitamins. When they eat a rainbow of fruits, they acquire total germ-chasing power!
- Let children taste the fruits for a healthy snack.

**Home Extension:** Ask families to encourage children to try new fruits and eat the rainbow.

