

## My Favorite Memory

### Materials and Preparations:

- Construction or drawing paper
- Crayons, markers, and assorted art materials

### Learning Experiences:

- Invite interested children to dictate a favorite memory they have of their grandparent(s).
- Write their words on a piece of construction or drawing paper.
- Encourage children to draw the favorite memory on the blank side of the paper.
- Children may wish to share their memories with the class.

## Grandparents' Day – September 12, 2010

Grandparents' Day is celebrated on the Sunday following Labor Day.



## Hispanic Heritage Month, September 15 – October 15

Hispanic Heritage Month takes place from September 15 to October 15. The term *Hispanic* refers to people whose families come from Spanish-speaking countries. Explain that the word *heritage* refers to many things. It can include music, traditional clothing, games, language, and anything else handed down from family to family over many years. If any of your children come from Hispanic backgrounds, invite them to share some family traditions.

### Fun Facts to Celebrate Hispanic Heritage Month

- Many Hispanic words have become a part of the American language, such as mosquito, chocolate, cafeteria, canoe, hurricane, tomato, bronco, and barbeque.
- The names of some states are of Hispanic origin: Texas, Nevada, Colorado, and California.
- Pedro Flores was the first person to mass produce the yo-yo in the United States.
- Frida Kahlo is considered one of Mexico's greatest artists. She began painting at the age of 18.
- Francisco Pizarro was a soldier and explorer in the 1500s. On an expedition, he discovered the Pacific Ocean.

## Seed Shaker Maraca

(taken from [The Little Hands Big Fun Craft Book](#))

### Materials and Preparations:

- Dried seeds or beans
- Paper cups
- Masking tape
- Aluminum foil
- Children's scissors, glue, markers, and tissue paper

### Learning Experiences:

- Place a few seeds or beans in one cup. Turn the second cup upside down on top of the first cup. Tape cups together to make a maraca.
- Wrap the maraca in aluminum foil. Decorate using tissue paper, markers, and other art materials.



[Click here](#) to view *The Little Hands Big Fun Craft Book*



## Make Nature Collages

### Materials and Preparations:

- Construction paper
- Glue
- Paper bags to collect nature items

### Learning Experiences:

- Take children on a nature walk outside. Encourage them to place interesting items in their collection bags.
- After the walk, children may wish to spread out their nature walk items on a piece of construction paper.
- Invite children to create a collage with their nature items. This learning experience provides great opportunities to talk about many letters of the alphabet, depending on what children collected (P for pinecone, L for leaves, G for grass, etc.)



## Books to Share

### Native American Day – September 24, 2010

*This Land Is My Land* by George Littlechild

*The Whistling Tree* by Audrey Penn

*Ten Little Rabbits* by Virginia Grossman





### Hispanic Heritage

*The Empanadas That Abuela Made/Las empanadas que hacia la abuela* by Diane Gonzales Bertrand

*The Rainbow Tulip* by Pat Mora

*Fiestas: A Year of Latin American Songs of Celebration* by Jose-Luis Orozco



### Autumn and Grandparents Day

*I Know It's Autumn* by Elieen Spinelli

*Autumn Walk* by Ann Burg

*Busy Animals: Learning About Animals in Autumn* by Lisa Marie Bullard

*Hooray for Grandparents' Day!* By Nancy Carlson

*The Gifts of Being Grand* by Marianne Richmond



Books to Share