



## Grandparents' Day

Grandparents' Day is celebrated on the Sunday following Labor Day.

### Play "Grandparents Are Special"

#### Materials and Preparations:

- Playground ball

#### Learning Experiences:

- Invite interested children to sit in a circle to play a game.
- Roll the ball to a child. Encourage the child to describe something special about his or her grandparents or other special people in their family.
- Invite child to roll the ball to another child. Repeat until everyone has had a turn.



## Hispanic Heritage Month – September 15 – October 15

Hispanic Heritage Month takes place from September 15 to October 15. The term *Hispanic* refers to those whose families come from Spanish-speaking countries. Explain that the word *heritage* refers to many things. It can include music, traditional clothing, games, language, and anything else handed down from family to family over many years. If any of your children come from Hispanic backgrounds, invite them to share some family traditions.

### Famous Firsts by Hispanic Americans

- On August 8, 2009, Sonia Maria Sotomayor became the first Hispanic sworn in to the Supreme Court.
- In 1982, Richard E. Cavazo became the U.S. Army's first Hispanic four-star general.
- Flying on her first space shuttle mission in 1991, Ellen Ochoa became the first female Hispanic astronaut.
- Roberto Clemente, a professional baseball player for the Pittsburgh Pirates from 1955 to 1972, was the first Hispanic to win a World Series as a starter, to win the league's Most Valuable Player (MVP) award, and to win the World Series MVP award.

### Books to Share

*The Empanadas That Abuela Made/Las empanadas que hacia la abuela* by Diane Gonzales Bertrand

*The Rainbow Tulip* by Pat Mora

*Fiestas: A Year of Latin American Songs of Celebration* by Jose-Luis Orozco



# First Day of Autumn September 22, 2009

## Fall Art

### Materials and Preparations

- Natural objects, such as acorns, pinecones, twigs, dried seeds, beans, branches, and leaves
- Paper (roll the top 3"–4" of paper and secure with glue or tape to create a small tube at the top of the page; leave enough space at the bottom of the page for children to create artwork)
- Glue
- Glitter and other decorative art materials
- Yarn or string

### Learning Experiences:





Take children on a nature walk. What else do they see on the ground beside leaves?

- Encourage children to collect interesting natural objects on their nature walk, like acorns, pinecones, twigs, dried seeds, beans, branches, and leaves with different shapes and colors.
- Provide each child with a piece of paper and allow them to create a piece of fall art or decorative wall hanging with all of the natural objects they collected.
- Conduct the art project close to a window where children can view the landscape as they work to inspire their creativity.
- When the artwork is dry, slide a thin branch or twig through the tube at the top of their papers. Tie a piece of yarn or string to both ends of the twig and display the fall art by hanging it on the wall.

**Home Extension:** Invite children to take a walk through their neighborhoods and collect natural objects. Ask them to bring the items to school to be displayed in the discovery center or to create another art project.

---

## Books to Share for Other September Celebrations



### Native American Day

*This Land Is My Land* by George Littlechild  
*The Whistling Tree* by Audrey Penn  
*Ten Little Rabbits* by Virginia Grossman

### Rosh Hashanah

*Sammy Spider's First Rosh Hashanah* by Sylvia A. Rouss  
*Engineer Ari and the Rosh Hashanah Ride* by Deborah Bodin Cohen  
*Apples and Honey: A Rosh Hashanah Story* by Jonny Zucker